



Tubular
EQUIPMENT

6TH EDITION



PHYSIOTHERAPY
OCCUPATIONAL THERAPY
MOBILITY PRODUCTS

COMPANY PROFILE

Our company is based in Tauranga, and has been owned and operated since 1986 by Allan and Maree Sargent.

We are manufacturers and distributors of a wide range of equipment as seen in this brochure. Equipment is made of lightweight but strong ALUMINIUM, or powdercoated STEEL tubing. Our products are designed for easy adjustment and are safe and very stable. Most of our products are totally New Zealand designed and manufactured, and use 90% New Zealand componentry. Accessories and parts are readily available. After sales service and repair work is available on any type of equipment. Delivery is door to door – ex stock or approximately 7 – 10 days on most products.














Tubular Equipment Ltd are members of the BUY NEW ZEALAND MADE campaign and will manufacture equipment to suit any special requirements.

We are dedicated to continually improve product design for the benefit of the people who use our equipment.

Thank you for your support.

Allan and Maree Sargent

CONTENTS

	WALKING FRAMES (Standard & Folding)	1 – 5
	FOREARM & REHAB FRAMES (Standard & Folding)	6 – 7
	BARIATRIC FOREARM & REHAB FRAMES	8 – 9
	KNEE WALKER	10
	BACK STRETCHER	11
	WHEELCHAIRS, CARRIER & COVER	12 – 13
	PAEDIATRIC EQUIPMENT	14 – 20
	WALKING AIDS	19 – 21
	BEDROOM & BATHROOM AIDS	22 – 25
	LIVING AIDS	26 – 28
	ACCESSORIES (Gas Bottle Holders, Baskets, Trays, Wheels & Tips)	29 – 31
	HOSPITAL EQUIPMENT (Stands & Tables)	32
	INDEX	33

EQUIPMENT IS AVAILABLE FOR TRIAL

EQUIPMENT IS ALSO AVAILABLE FOR HIRE IN THE TAURANGA AREA ONLY
(Wheelchairs, Commodes, Orthopaedic Chairs etc.)

ALL ENQUIRIES ARE WELCOME ON OUR FREEPHONE

0800 757 588

Please Note:

As it is our policy to improve and develop new products in this field, it is not possible to guarantee that the illustrations and data in this brochure are exact descriptions of the products in current production. Hence we reserve the right to amend specifications without prior notice. These products have been designed and manufactured with safety and function in mind. Please consult your healthcare professional.

© No part of this brochure is to be reproduced without written consent of Tubular Equipment Ltd, otherwise legal action will be taken.

WARRANTY

All products manufactured / supplied by Tubular Equipment Ltd carry a 12 month warranty on material and workmanship.





R 1402G



R 1402G folded



R 1407CHB / BSKT 88



R 1407CFA



R 1407C / BSKT 88



forearm trough



glide feet



front castor



back wheel

ROVER WALKER

(R 1400 Series)

FEATURES

- Steel construction powdercoated Maroon colour.
- Lift up brace for easy folding.
- Front castors and wheels interchangeable.
- Height adjustable handles with moulded handgrips.
- Handbrakes. (Optional)
- Non-slip grey rubber feet.
- Large wheels/castors move easily over all surfaces.
- Glide feet.
- Basket and tray combo. (Optional extra)
- Tray. (Optional extra)
- Forearm troughs are height and width adjustable, secured with clamps and handscrews.
- Padded troughs can be rotated to suit, secured with clamps and handscrews.
- Swivel adjustable handles with moulded handgrips.
- Padded vinyl pulpit top is height adjustable.

SPECIFICATIONS

- Height: 74 – 100cm
- Width: 42cm (inside back legs)
- Length: 57cm
- Weight: 5.5kg
- Wheels: Front – 150mm
Rear – 125mm
- Castors: 125mm (5")
- Glide feet: 22mm
- Max user weight: 170kg

FOREARM TROUGHS

- Height: 87 – 115cm
- Width: 34 – 57cm (between trough centres)
- Trough dimension: 100 x 175mm

PULPIT TOP

- Height: 87 – 115cm
- Width: Inner – 40cm
Outer – 58cm
- Length: 33cm

OPTIONS AVAILABLE

Code		max width
R 1402	2 wheels / 2 feet	58cm
R 1402G	2 wheels / 2 glide feet	58cm
R 1403	2 castors / 2 feet	51cm
R 1403G	2 castors / 2 glide feet	51cm
R 1407C	2 castors / 2 wheels	56cm
R 1407CHB	2 castors / 2 wheels / handbrakes	56cm
T 500	Tray	
BSKTR 88	Basket and tray combo	

To order Pulpit Top or Forearm Troughs – add 'P' or 'FA' to code number e.g. R 1407CFA

SUPERSEDES EASY FOLD WALKER



AF 1102G



AF 1103G



AF 1107C / BSKT 88

ALUMINIUM FOLDING WALKER (AF 1100 Series)

FEATURES

- Lightweight aluminium folding frame.
- Lift up brace for easy folding.
- Moulded soft handgrips.
- Height adjustable legs with locking button.
- Large wheels/castors move easily over all surfaces.
- Non-slip grey rubber feet.
- Short, tall, and narrow versions available.
- Glide feet.
- Basket and tray combo. (Optional extra)

SPECIFICATIONS

- Height: Standard 79 – 92cm
Short 69 – 82cm
Tall 89 – 102cm
- Width: Standard – 61cm (outside back wheels)
Narrow – 56cm (outside back wheels)
- Length: 50cm
- Weight: 2.2 – 4.8kg
- Wheels: Front – 150mm
Rear – 125mm
- Castors: 100mm
- Glide feet: 25mm
- Max user weight: 160kg



AF 1107C folded



back wheel leg



front castor



soft handgrip



glide feet

OPTIONS AVAILABLE

- | | |
|-----------------|--------------------------|
| Code | |
| AF 1101 | 4 feet |
| AF 1102 | 2 wheels / 2 feet |
| AF 1102G | 2 wheels / 2 glide feet |
| AF 1103 | 2 castors / 2 feet |
| AF 1103G | 2 castors / 2 glide feet |
| AF 1107C | 2 castors / 2 wheels |
| T 500 | Tray |
| BSKT 88 | Basket and tray combo |





FWS 58HB (Red)



FWS 58HB folded



FWS 59HB (Blue)



FWS 57PD

FOLDING WALKER WITH SEAT

FEATURES

- Aluminum construction Blue or Red colour.
- Padded seat.
- Storage under seat.
- Locking handbrakes.
- Large wheels and castors.
- Fold up or removable padded back rest.

SPECIFICATIONS AND OPTIONS AVAILABLE

Code FWS 58HB (Red shown)

Code FWS 59HB (Blue shown)

- Height: 80 – 91cm
- Width: 63cm (approx)
- Seat height: 55cm
- Seat width: 30 – 32cm
- Weight: 6.5kg
- Max user weight: 90kg
- Castors: 200mm
- Wheels: 200mm

FOLDING WALKER WITH SEAT

FEATURES

- Aluminum construction Blue or Red colour.
- Padded seat.
- Storage under seat.
- Push down brake.
- Large wheels and castors.
- Fold up padded back rest.

SPECIFICATIONS AND OPTIONS AVAILABLE

Code FWS 57PD

- Height: 80 – 91cm
- Width: 63cm (approx)
- Seat height: 55cm
- Seat width: 30 – 32cm
- Weight: 6.5kg
- Max user weight: 90kg
- Castors: 125mm
- Wheels: 125mm



FT 17



FT 17 folded

FOLDING TRI WALKER

FEATURES

- Aluminium construction.
- Large wheels move easily over all surfaces.
- Handbrakes operate on rear wheels.
- Moulded handgrips.
- Adjustable height handles.
- Folds together for easy storage/transportation.
- Urethane wheels.
- Optional bag.

SPECIFICATIONS

- Height: 79 – 98cm
- Width: Open – 73cm
(outside back wheels)
Closed – 30cm
(outside back wheels)
- Length: 57cm
- Weight: 6.5kg
- Wheels: 200mm
- Max user weight: 160kg

OPTIONS AVAILABLE

Code

- FT 17 Walker
FT 17B Bag



PW 1607C



back brake



locking castor



PW 1607C folded

FOLDING POSTERIOR WALKER

FEATURES

- Steel construction powdercoated Mistletoe Green.
- Easy to fold.
- Directional lock on front castors.
- Self activating back brake.
- Replaceable brake pads.
- Height adjustable handles secured with clamps and handscrews.
- Back bar for posterior support.
- Moulded comfy handgrips.
- Large wheels/castors move easily over all surfaces.
- Forearm troughs optional extra.



forearm troughs

SPECIFICATIONS

- Width: 64cm
- Length: 83cm
- Weight: 9kg
- Handle height: 87 – 110cm
- Trough height: 95 – 118cm
- Trough dimension: 100 x 175mm
- Wheels: 150mm
- Castors: 150mm
- Max user weight: 200kg

OPTIONS AVAILABLE

Code

- PW 1607C 2 castors / 2 wheels

To order with Forearm Troughs – add 'FA' to code number
e.g. PW 1607CFA





S 202G



S 201



S 207C / BSK 99



back wheel leg



front castor



glide feet

STANDARD ADJUSTABLE WALKER

(S 200 Series)

FEATURES

- Lightweight aluminium frame.
- Height adjustable legs with locking button.
- Large wheels/castors move easily over all surfaces.
- Non-slip grey rubber feet.
- Moulded soft handgrips. (see page 2)
- Short, tall, and narrow versions available.
- Glide feet.
- Basket and/or tray. (Optional extra)

SPECIFICATIONS

- Height: Standard 79 – 92cm
Short 69 – 82cm
Tall 89 – 102cm
- Width: Standard 63cm (outside back wheels)
Narrow 58cm (outside back wheels)
- Length: 50cm
- Weight: 2 – 4kg
- Wheels: Front – 150mm
Rear – 125mm
- Castors: 100mm
- Glide feet: 25mm
- Max user weight: 160kg

OPTIONS AVAILABLE

Code

S 201	4 feet
S 202	2 wheels / 2 feet
S 202G	2 wheels / 2 glide feet
S 203	2 castors / 2 feet
S 203G	2 castors / 2 glide feet
S 207C	2 castors / 2 wheels
T 200	Tray
BSK 99	Basket



W 502



W 503

WHEELBARROW WALKER

(W 500 Series)

FEATURES

- Steel construction powdercoated Maroon colour.
- Moulded handgrips.
- Adjustable height handles, secured with clamps and handscrews.
- Large wheels/castors move easily over all surfaces.
- Non-slip grey rubber feet.
- Glide feet.
- Basket and/or tray. (Optional extra)

SPECIFICATIONS

- Height: 75 – 100cm
- Width: 57cm (outside back wheels)
- Length: 50cm
- Weight: 5 – 6kg
- Wheels: Front – 150mm
Rear – 125mm
- Castors: 100mm
- Glide feet: 22mm
- Max user weight: 170kg

OPTIONS AVAILABLE

Code

W 502	2 wheels / 2 feet
W 502G	2 wheels / 2 glide feet
W 503	2 castors / 2 feet
W 503G	2 castors / 2 glide feet
W 507C	2 castors / 2 wheels
T 500	Tray
BSK 99	Basket



RW 907C8P



RW 907C



RW 907C
kitset form

REHAB FOREARM WALKER (RW 900 Series)

FEATURES

- Sturdy steel frame powdercoated Maroon colour.
- Forearm troughs are height and width adjustable, secured with clamps and handscrews.
- Swivel adjustable handles.
- Moulded handgrips.
- Padded troughs can be rotated to suit, secured with clamps and handscrews.
- Padded vinyl pulpit top is height adjustable.
- Large wheels/castors move easily over all surfaces.
- Non-slip grey rubber feet.
- Glide feet.
- Basket and/or tray. (Optional extra)
- Easy to assemble kitset.

SPECIFICATIONS

- Trough height: 90 – 120cm (RW907C8 95 – 125cm)
- Trough width: 46 – 57cm (between trough centres)
- Trough dimension: 100 x 175mm
- Width: 49cm (inside back legs)
- Length: 66cm
- Weight: 10 – 12kg
- Wheels: Front – 150mm
Rear – 125mm (200mm optional)
- Castors: 100mm (200mm optional)
- Glide feet: 22mm
- Max user weight: 200kg

PULPIT TOP

- Height: 90 – 120cm
- Width: Inner – 40cm
Outer – 62cm
- Length: 43cm



front castor



back wheel



glide feet

OPTIONS AVAILABLE

Code		max width
RW 902	2 wheels / 2 feet	63cm
RW 902G	2 wheels / 2 glide feet	63cm
RW 903	2 castors / 2 feet	54cm
RW 903G	2 castors / 2 glide feet	54cm
RW 907C	2 castors / 2 wheels	63cm
RW 907C8	2 (8") castors / 2 (8") wheels	63cm
T 500	Tray	
BSKRW 99	Basket	

To order Pulpit Top – add 'P' to code number e.g. RW 907CP



EFR 1007CP



EFR 1007C8



EFR 1007C



EFR 1007CH



EFR 1007CH folded



forearm trough



F/A trough covered



cover

EASY FOLD REHAB FOREARM WALKER (EFR 1000 Series)

FEATURES

- Sturdy steel frame powdercoated Maroon colour.
- Lift up brace for easy folding.
- Forearm troughs to height and width adjustable, secured with clamps and handscrews.
- Padded troughs can be rotated to suit, secured with clamps and handscrews.
- Forearm trough can have vinyl covers with velcro flaps. (Optional extra)
- Padded vinyl pulpit top is height adjustable.
- Swivel adjustable handles with moulded handgrips.
- Large wheels/castors move easily over all surfaces.
- Standard handles available. (Optional extra)
- Handbrakes can be added to all models.
- Built in hooks to fit basket.
- Non-slip grey rubber feet.
- Glide feet.
- Basket and/or tray. (Optional extra)

SPECIFICATIONS

- Length: 63cm
- Weight: 9kg
- Trough height: 92 – 120cm
(EFR 1007C8 96 – 130cm)
- Trough width: 46 – 67cm (between trough centres)
- Trough dimension: 100 x 175mm
- Width: 46cm (inside back legs)
- Handle height: 83 – 110cm
- Wheels: Front – 150mm
Rear – 150mm (200mm optional)
- Castors: 125mm (200mm optional)
- Glide feet: 25mm
- Max user weight: 200kg

PULPIT TOP

- Height: 92 – 120cm
- Width: Inner – 40cm
Outer – 62cm
- Length: 43cm

OPTIONS AVAILABLE

Code		max width
EFR 1002	2 wheels / 2 feet	52cm
EFR 1002G	2 wheels / 2 glide feet	52cm
EFR 1003	2 castors / 2 feet	52cm
EFR 1003G	2 castors / 2 glide feet	52cm
EFR 1007C	2 castors / 2 wheels	62cm
EFR 1007C8	2 (8") castors / 2 (8") wheels	62cm
T 500	Tray	
BSKEFR 99	Basket	

To order Pulpit Top – add 'P' to code number e.g. EFR 1007CP
To order Standard Handles – add 'H' to code number e.g. EFR 1007CH



GFR 1707CHBS / BSKGFR 99



GFR 1707CB



GFR 1707CHB



GFR 1707C



pulpit top



directional lock castors



F/A troughs



F/A trough covered



cover



GFR 1707CH folded



standard handles

GIANT REHAB FOREARM WALKER (GFR 1700 Series)

FEATURES

- Sturdy steel frame powdercoated Deep Blue colour.
- Lift up brace for easy folding.
- Forearm troughs are height and width adjustable, made with heavier 25mm gauge steel.
- Padded forearm troughs have a wider opening, with bracing underneath.
- Troughs are height and width adjustable secured with clamps and handscrews. These can be rotated to suit.
- Forearm trough can have vinyl covers with velcro flaps. (optional extra)
- Swivel adjustable handles with moulded handgrips.
- Vinyl pulpit top available.
- Standard handles available.
- Padded vinyl seat folds up. (Individual model)
- Handbrakes can be fitted to all models.
- Large wheels/castors move easily over all surfaces.
- Directional locking castor. (optional extra)
- Non-slip grey rubber feet.
- Glide feet.
- Basket and/or tray. (optional extra)

SPECIFICATIONS

- Length: 71cm (overall)
- Weight: 10 – 12kg
- Trough height: 95 – 120cm
- Trough width: 42 – 69cm (between trough centres)
- Trough dimensions: 120 x 175mm
- Width outside: 67cm (overall back wheels)
- Width inside: 55cm (between back legs)

- Width between handles: 54cm
- Standard handle heights: 82 – 115cm
- Wheels: 150mm
- Castors: 150mm
- Glide feet: 25mm
- Rubber feet: 25mm
- Max user weight: 250kg

PULPIT TOP

- Height: 95 – 120cm
- Width: Inner – 43cm Outer – 66cm
- Length: 43cm

SEAT

- Height: 55cm
- Width: 24 x 46cm

OPTIONS AVAILABLE

Code

- GFR 1702** 2 wheels / 2 feet
- GFR 1702G** 2 wheels / 2 glide feet
- GFR 1703** 2 castors / 2 feet
- GFR 1703G** 2 castors / 2 glide feet
- GFR 1707C** 2 castors / 2 wheels
- GFR 1707CHBS** 2 castors / 2 wheels / handles / brakes / seat
- T 500** Tray
- BSKGFR 99** Basket

To order Pulpit Top – add 'P' to code number e.g. GFR 1707CP

To order Standard Handles – add 'H' to code number e.g. GFR 1707CH

To order Brakes & Seat – add 'B' & 'S' to code number e.g. GFR 1707CBS





SGFR 1807CHBS



SGFR 1807CH



SGFR 1807C



SGFR 1807CHBS folded

SUPER GIANT REHAB FOREARM WALKER (SGFR 1800 Series)

FEATURES

- Sturdy steel frame powdercoated Dark Purple colour.
- Lift up brace for easy folding.
- Forearm troughs are height and width adjustable, made with heavier 25mm gauge steel.
- Padded forearm troughs have a wider opening, with bracing underneath.
- Troughs are height and width adjustable secured with clamps and handscrews. These can be rotated to suit.
- Forearm trough can have vinyl covers with velcro flaps. (Optional extra)
- Swivel adjustable handles with moulded handgrips.
- Standard handles available.
- Padded vinyl seat folds up. (Individual model)
- Handbrakes can be fitted to all models.
- Large wheels/castors move easily over all surfaces.
- Non-slip grey rubber feet.
- Glide feet.
- Basket and/or tray. (Optional extra)

SPECIFICATIONS

- Length: 71cm (overall)
- Weight: 13 – 16kg
- Trough height: 95 – 120cm
- Trough width: 57 – 81cm (between trough centres)
- Trough dimensions: 120 x 175mm
- Width outside: 73cm (overall back wheels)
- Width inside: 62cm (between back legs)



directional lock castors



F/A troughs



F/A trough covered



cover



handbrake

- Width between handles: 64cm
- Standard handle heights: 82 – 115cm
- Wheels: 150mm
- Castors: 150mm
- Glide feet: 25mm
- Rubber feet: 25mm
- Max user weight: 350kg

PULPIT TOP

Being developed – please enquire P.O.A

SEAT

- Height: 57cm
- Width: 24 x 57cm

OPTIONS AVAILABLE

Code

- SGFR 1802** 2 wheels / 2 feet
- SGFR 1802G** 2 wheels / 2 glide feet
- SGFR 1803** 2 castors / 2 feet
- SGFR 1803G** 2 castors / 2 glide feet
- SGFR 1807C** 2 castors / 2 wheels
- SGFR 1807CHBS** 2 castors / 2 wheels / handles / brakes / seat
- T 500** Tray
- BSKSGFR 99** Basket

To order Pulpit Top – add 'P' to code number e.g. SGFR 1807CP

To order Standard Handles – add 'H' to code number e.g. SGFR 1807CH



KW 38

KNEE WALKER

FEATURES

- Steel frame powdercoated Silver colour.
- Height adjustable handle with rubber handgrips.
- Knee trough is height adjustable, and can be positioned to suit individual requirements.
- Lock on brakes can be set up for left or right hand use.
- Back axle can be moved from left to right depending on user requirements.
- Basket bracket is height adjustable.
- Grey rubber bearing wheels.
- Basket included.

SPECIFICATIONS AND OPTIONS AVAILABLE

Code KW 38

- Handle Height: 85cm – 1m
- Length: 90cm (o/a)
- Width: 38cm
- Trough Height: 40 – 50cm
- Wheels: 200mm
- Weight: 8kg



BE 54



semi folded

BACK EZE (BACK STRETCHER)

FEATURES

- Steel construction powdercoated Silver/Grey colour.
- Thick padded seat.
- Easy ratchet folding, and height adjustment mechanism.
- Knee support is easily adjusted for length and height.
- Large size padding on knee support.
- Non slip grip on outer frame.
- Folds easily for storage and transportation.
- Easily assembled kitset.

SPECIFICATIONS AND OPTIONS AVAILABLE

Code BE 54

- Frame height: 1.12m
- Seat height: 82 – 90cm
- Frame width: 70cm
- Knee support: 10 – 26cm (from edge of seat)
- Knee support height adjustment up to 18cm
- Weight: 9kg
- Max User Weight: 110kg

INSTRUCTIONS FOR USE

- Step into frame, position swinging leg pad behind knees.
- Lean forward positioning thighs onto seat pad.
- Roll body forward and gradually move your hands down the frame (Move forward on the seat so your whole body weight is supported on your thigh area. The knee support

bar should be behind your knees; this may have to be adjusted to suit body size.)

- Let your feet lift off the ground, as the seat pad takes your body weight, slide hands down frame using anti slip grips until you are upside down.
- Release hands from frame allowing body to hang.
- To dismount, return hands onto frame and gradually push your body back up the frame to a standing position.
- On initial use of this frame it is recommended that user's limit the amount of time inverted (hanging upside down) until you become accustomed to using this type of equipment. A gradual build up of inversion time on this frame is recommended.

DISCLAIMER

This product is intended to assist in Back Pain relief, along with gentle exercises designed to strengthen back muscles. Exercises such as twisting, back extension and side swing, can be carried out whilst in this frame. Do not perform any exercises if they cause pain. It is the responsibility of the user, to use the equipment in the correct way for which it is intended. NEVER USE THIS EQUIPMENT WHEN ON YOUR OWN, and it is not recommended for children.

Please check with your health provider as certain medical conditions may prevent use of this piece of equipment. Conditions include: High Blood Pressure, Ear Infections, Eye Disorders (Retinal Detachment, Glaucoma), Pregnancy, Heart Conditions.



WC 78



WCHD 80



WC 78 folded



WCHD 80 folded

WHEELCHAIR (Lightweight)

FEATURES

- Steel frame.
- Pneumatic rear tyres.
- Flame retardant upholstery.
- Swing back arm rests.
- Swing-away removable foot plates.
- Fold down push handles.
- Folds easily for transportation.

SPECIFICATIONS AND OPTIONS AVAILABLE

Code WC 78

- Seat width: 16", 18", 20"
- Weight with all features: 16kg
- Max user weight: 120kg

*Please state seat size of wheelchair required when ordering.
Other sizes and types of wheelchairs are also available on request.*

WHEELCHAIR (Heavy Duty)

FEATURES

- Steel frame.
- Heavy duty padded vinyl upholstery.
- Swing back arm rests.
- Swing-away removable foot plates.
- Rear seat pocket.
- Solid urethane rear tyres.
- Attendant handbrakes.
- Folds easily for transportation.

SPECIFICATIONS AND OPTIONS AVAILABLE

Code WCHD 80

- Seat width: 20", 22"
- Weight: 24kg
- Max user weight: 130kg

*Please state seat size of wheelchair required when ordering.
Other sizes and types of wheelchairs are also available on request.*

Power wheelchairs also available on request, code PWC 77.



WCC 81



WCC 81 in use



WCC 81



WCCVR 82

WHEELCHAIR CARRIER

FEATURES

- Steel construction zinc coated.
- Fits on car tow ball.
- Secured with locking screw.
- Length adjustable to fit different wheelchairs.
- Fold down upright pole.
- Adjustable top hook.

SPECIFICATIONS AND OPTIONS AVAILABLE

Code WCC 81

- Height: 53 – 68cm
- Length: 95cm
- Weight: 6kg
- Towball size: 1 7/8inch or 2inch (50mm)

WHEELCHAIR COVER

FEATURES

- Dark Blue nylon waterproof material.
- One size fits most chairs.
- Drawstring to secure bottom below wheelchair.

SPECIFICATIONS AND OPTIONS AVAILABLE

Code WCCVR 82

- Height: 1m
- Length: 80cm
- Depth: 30cm



Now in Maroon with Grey Sling

HSP 48



HSP 48 folded

HIP SPICA PRAM

FEATURES

- Steel construction powdercoated Maroon colour.
- Automatic locking system.
- Lift both locks to fold.
- Adjustable strong Grey Genlon Sling, velcroed and domed.
- Large wheels/castors move easily over all surfaces.
- Brakes on back wheels.

SPECIFICATIONS AND OPTIONS AVAILABLE

Code HSP 48

- Sling size: 59cm x 74cm
- Height: Front – 56cm
Back – 41cm
Handle – 92cm
- Width: 70cm (outside back wheels)
- Depth folded: 27cm
- Weight: 10kg
- Castors: 125mm
- Wheels: 125mm
- Max user weight: 25kg



JWCHR 83



JWCHR 83 folded



JWCHR 83 detachable parts

JUNIOR WHEELCHAIR

FEATURES

- Steel/chrome construction.
- 14" vinyl seat.
- Removable footplates and armrests.
- Black vinyl padded armrests.
- Calf strap.
- Rear seat pocket.
- Solid back tyres. (24" x 1 3/8")
- Solid front castors. (8" x 1")

SPECIFICATIONS AND OPTIONS AVAILABLE

Code JWCHR 83

- Seat width: 36cm
- Seat depth: 36cm
- Seat back: 40cm
- Weight: 17kg (approx)
- Max user weight: 110kg





JPW 607CATS

JUNIOR FOLDING POSTERIOR WALKER

FEATURES

- Steel construction powdercoated Leaf Green colour.
- Easy to fold.
- Directional lock on front castors.
- Self activating back brake.
- Replaceable brake pads.
- Height adjustable handles secured with clamps and handscrews.
- Back bar for posterior support.
- Moulded comfy handgrips.
- Large wheels/castors move easily over all surfaces.
- Forearm troughs optional extra.
- Optional extras
 - Hip supports (add HS to code number)
 - Back wheel Anti tip legs (add 'AT' to code number)

SPECIFICATIONS

- Width: 60cm
- Length: 62cm
- Weight: 7kg
- Handle height: 70 – 89cm
- Forearm height: 80 – 99cm
- Wheels: 125mm
- Castors: 125mm
- Max user weight: 100kg



back brake



locking castor



JPW 607CAT



JPW 607CAT folded



forearm troughs



back brakes with anti tip leg



hip supports

OPTIONS AVAILABLE

Code

JPW 607C 2 castors / 2 wheels

To order with Forearm Troughs, Hip Supports or Anti Tip Legs – add 'FA', 'HS', 'AT' to code number e.g. JPW 607CFAHSAT



TT 1307C



TT 1307CP



TT 1307CFA / BSK 98



TT 1302GPH



TT 1302GPH folded

TINY TOT WALKER (TT 1300 Series)

FEATURES

- Steel construction powdercoated Red colour.
- Two buttons for easy folding.
- Interchangeable legs, castors, and wheels.
- Height adjustable handles with moulded handgrips, secured with clamps and handscrews.
- Forearm troughs are height adjustable, secured with clamps.
- Padded troughs with moulded handgrips.
- Large wheels/castors move easily over all surfaces.
- Non-slip grey rubber feet.
- Glide feet.
- Aluminium pram handle. (Optional extra – add 'PH' to code number)
- Basket. (Optional extra)

SPECIFICATIONS

- Height: 40 – 56cm
- Width: 44cm
- Length: 44cm
- Weight: 3 – 4kg
- Trough height: 40 – 59cm
- Trough dimension: 80 x 125mm
- Wheels (front): 100mm
- Wheels (back): 80mm
- Castors: 80mm
- Glide feet: 22mm
- Max user weight: 70kg

Pulpit Top

- Height: 42 – 61cm
- Width: Inner – 20cm
Outer – 40cm
- Length: 25cm

OPTIONS AVAILABLE

Code

- TT 1302 2 wheels / 2 feet
- TT 1302G 2 wheels / 2 glide feet
- TT 1303 2 castors / 2 feet
- TT 1303G 2 castors / 2 glide feet
- TT 1307C 2 castors / 2 wheels
- BSK 98 Basket (small)

To order Pulpit Top, Forearm Troughs or Pram Handles – add 'P', 'FA' or 'PH' to code number e.g. TT 1302PH



glide feet



JR 103GPH



JR 107C / BSKT 88



JR 107CFA / BSKT 88



front castor



tilt adjustable troughs



forearm trough



JR 102G folded



JR 102G



pulpit top

JUNIOR ROVER WALKER

JR 100 Series

FEATURES

- Steel construction powdercoated Sky Blue colour.
- Lift up brace for easy folding.
- Height adjustable handles with moulded handgrips, secured with clamps and handscrews.
- Forearm troughs are height and width adjustable, secured with clamps and handscrews.
- Padded troughs can be rotated to suit, secured with clamps.
- Swivel adjustable handles with moulded handgrips.
- Large wheels/castors move easily over all surfaces.
- Front castors and wheels interchangeable.
- Non-slip grey rubber feet.
- Glide feet.
- Aluminium pram handle. (Optional extra – add 'PH' to code number)
- Basket and tray combo. (Optional extra)
- Tilt adjustable troughs. (Optional extra)
- Straps with velcro can be fitted to troughs. (Optional extra)

SPECIFICATIONS

- Height: 56 – 75cm
- Width: 31 – 53cm (between trough centres)
- Width: 39cm (inside back legs)
- Trough height: 65 – 86cm
- Trough dimension: 100 x 150mm
- Length: 50cm
- Weight: 5 – 8kg
- Wheels: 125mm
- Castors: 100mm
- Glide feet: 22mm
- Max user weight: 100kg

Pulpit Top

- Height: 63 – 85cm
- Width: Inner – 40cm
Outer – 58cm
- Length: 33cm

OPTIONS AVAILABLE

Code		max width
JR 102	2 wheels / 2 feet	53cm
JR 102G	2 wheels / 2 glide feet	53cm
JR 103	2 castors / 2 feet	45cm
JR 103G	2 castors / 2 glide feet	45cm
JR 107C	2 castors / 2 wheels	50cm
BSKT 88	Basket & Tray Combo	

To order Pulpit Top, Forearm Troughs or Pram Handles – add 'P', 'FA' or 'PH' to code number e.g. JR 102FA

SUPERSEDES JUNIOR EASY FOLD WALKER



JAF 1102



glide feet



JAF 1102 folded

JUNIOR ALUMINIUM FOLDING WALKER

(JAF 1100 Series)

FEATURES

- Lightweight aluminium frame.
- Lift up brace for easy folding.
- Moulded soft handgrips. (see page 2)
- Height adjustable legs with locking button.
- Large wheels/castors move easily over all surfaces.
- Non-slip grey rubber feet.
- Glide feet.
- Baskets and/or tray. (Optional extra)

SPECIFICATIONS

- Height: 60 – 70cm
- Width: 58cm (outside back wheels)
- Length: 50cm
- Weight: 2 – 3.5kg
- Wheels: 125mm
- Castors: 100mm
- Glide feet: 25mm
- Max user weight: 80kg

OPTIONS AVAILABLE

Code

- JAF 1101 4 feet
- JAF 1102 2 wheels / 2 feet
- JAF 1102G 2 wheels / 2 glide feet
- JAF 1103 2 castors / 2 feet
- JAF 1103G 2 castors / 2 glide feet
- JAF 1107C 2 castors / 2 wheels
- T 500 Tray
- BSK 99 Basket



JQP 50 / JQP 51



JWS 52

JUNIOR QUADRUPEDS

FEATURES

- Offset steel quadruped or tripod base gives maximum stability.
- Powdercoated Sky Blue colour.
- Non-slip rubber feet.
- Height adjustable steel handles with comfortable moulded handgrips, secured with clamps and handscrews.
- Left or right hand use.

SPECIFICATIONS AND OPTIONS AVAILABLE

Code JQP 50 – QUADRUPED Small Base

- Base size: 23cm x 14cm
- Height: 45 – 65cm
- Weight: 800gms

Code JQP 51 – QUADRUPED Large Base

- Base size: 29cm x 17cm
- Height: 49 – 70cm
- Weight: 1kg
- Max user weight (both models) – 90kg

Tripods available in similar sizes and weights to quadrupeds.

JUNIOR WALKING STICK

FEATURES

- Aluminium tube leg and handle.
- Moulded handgrip.
- Height adjustable with locking button.
- Non-slip grey rubber tip.

SPECIFICATIONS AND OPTIONS AVAILABLE

Code JWS 52

- Height: Made to suit.
(Please state height when ordering)
- Weight: 500gms
- Max user weight: 70kg



ECP 66



ECS 60 / ECD 65 / ECC 70



KC 68



ECA 69



ECAHD 71

ECP 66
handgripECS 60
ECD 65
handgripECC 70
handgripKC 68
handgripsECA 69
handgrip

ELBOW CRUTCHES

Steel (Adult and Paediatric)

FEATURES

- Steel construction powdercoated Jade Green colour with aluminium leg.
- Height adjustable with locking buttons.
- Plastic armband, steel handle with moulded rubber handgrips.
- Comfy handle crutch has moulded left and right handgrips.
- Non-slip rubber tips. (22mm)

SPECIFICATIONS AND OPTIONS AVAILABLE

Code ECS 60 – Single Adjustable

- Height: 71 – 96cm
- Weight: 775gms (each)
- Max user weight: 130kg

Code ECD 65 – Double Adjustable

- Height: 71 – 96cm
- Handle to cuff adjustment: 20 – 28cm
- Weight: 800gms (each)
- Max user weight: 130kg

Code ECC 70 – Comfy Handle

- Height: 71 – 96cm
- Handle to cuff adjustment: 20 – 28cm
- Weight: 825gms (each)
- Max user weight: 130kg (each)

Code ECP 66 – Paediatric

- Height: 50 – 76cm
- Handle to cuff adjustment: 17 – 23cm
- Weight: 700gms (each)
- Max user weight (Paediatric): 90kg

KOWSKY CRUTCHES

FEATURES

- Single adjustable.
- Moulded handle with half cuff. (Blue, Red or Black colour)
- Height adjustable aluminium leg.
- Non slip rubber tip. (16mm)

SPECIFICATIONS AND OPTIONS AVAILABLE

Code KC68 – Single adjustable

- Height (floor to handle): 77 – 97cm
- Weight: 570gms (each)
- Max user weight: 130kg (each)

ELBOW CRUTCHES

Aluminium comfy handle

FEATURES

- Strong aluminium construction.
- Plastic armband.
- Moulded plastic left and right comfy handles.
- Height adjustable with locking buttons.
- Non slip rubber tip. (22mm)

SPECIFICATIONS AND OPTIONS AVAILABLE

Code ECA 69 – Double Adjustable – Standard

- Height: 75 – 89cm
- Handle to cuff adjustment: 24 – 32cm
- Weight: 725gms (each)
- Max user weight: 115kg (each)

Code ECAHD 71 – Double Adjustable – Heavy Duty

- Height: 69 – 112cm
- Handle to cuff adjustment: 23 – 28cm
- Weight: 725gms (each)
- Max user weight: 160kg (each)



GC 10



GCHD 8



UC 75

GUTTER CRUTCHES – STANDARD

FEATURES

- Lightweight aluminium tube and handle.
- Foam padded steel forearm support, powdercoated Maroon colour.
- Swivel adjustable handle with moulded handgrip, secured with clamps and handscrews.
- Webbing straps with velcro fastenings.
- Height adjustable, with locking button.
- Non-slip sherpa tips. (22mm)

SPECIFICATIONS AND OPTIONS AVAILABLE

Code GC 10

- Height: 93 – 113cm
- Trough dimension: 150 x 110mm
- Weight: 1.15kg (each)
- Max user weight: 185kg

GUTTER CRUTCHES – HEAVY DUTY

FEATURES

- Steel construction.
- Foam padded steel forearm support, powdercoated Space Blue colour.
- Swivel adjustable handle with moulded handgrip, secured with clamps and handscrews.
- Webbing straps with Velcro fastenings.
- Height adjustable with 'C' click pin.
- Non slip sherpa tips. (25mm)

SPECIFICATIONS AND OPTIONS AVAILABLE

Code GCHD 8

- Height: 98 – 123cm
- Trough dimension: 175 x 125mm
- Weight: 1.7kg
- Max user weight: 250kg



QP 20 / QPSB 22 / QPI 21

QUADRUPED

FEATURES

- Offset quadruped or tripod steel base gives maximum stability.
- Powdercoated Maroon colour.
- Non-slip grey rubber feet.
- Height adjustable aluminium handles with comfortable rubber handgrip.
- Left or right hand use.

SPECIFICATIONS AND OPTIONS AVAILABLE

Code QP 20 – QUADRUPED Large Base

- Base size: 36cm x 22cm
- Height: 74 – 95cm
- Weight: 1.1kg

Code QPI 21 – QUADRUPED Intermediate Base

- Base size: 30cm x 17cm
- Height: 74 – 95cm
- Weight: 1kg

Code QPSB 22 – QUADRUPED Small Base

- Base size: 25cm x 14cm
- Height: 74 – 95cm
- Weight: 1kg
- Max user weight (all models) – 115kg

TriPods available in similar sizes and weights to quadrupeds.

UNDERARM AXILLA CRUTCHES (Adult and Paediatric)

FEATURES

- Aluminium construction with padded tops and handgrips.
- Non-slip grey rubber tips.
- Height adjustable.

SPECIFICATIONS AND OPTIONS AVAILABLE

Code UC 72

- Child Crutch height: 79 – 94cm
(Patient height 120 – 137cm)

Code UC 73

- Youth Crutch height: 94 – 114cm
(Patient height 137 – 157cm)

Code UC 74

- Medium Crutch height: 114 – 134cm
(Patient height 157 – 178cm)

Code UC 75

- Adult Crutch height: 134 – 154cm
(Patient height 178 – 198cm)
- Weight: up to 1.1kg (each)
- Max user weight: 127kg



WS 701C / WSA 702C / WS 703T / WSA 704T



WS 706F



WS 706F



WS 706F

ALUMINIUM WALKING STICKS

FEATURES

- Lightweight, strong aluminium tube.
- Available with curved or T-Bar handles.
- Comfortable moulded rubber or foam handgrips.
- Non-slip grey rubber tips.
- Adjustable height facility.
- Fixed lengths available. *(Please state when ordering)*

SPECIFICATIONS

- Height: 74 – 95cm
- Weight: 312 – 368gms
- Max user weight: 127kg

OPTIONS AVAILABLE

Code

- WS 701C** Curved handle, non-adjustable
- WSA 702C** Curved handle, adjustable
- WS 703T** T-Bar, non-adjustable
- WSA 704T** T-Bar, adjustable

FOLDING WALKING STICK

FEATURES

- Lightweight alloy tube.
 - Height adjustable.
 - Folds to a compact size for easy storage/transportation.
 - Moulded 'T' handle.
 - Non-slip rubber tip.
 - Colours – Mauve Paisley, Red Paisley, Green Paisley, Dark Blue Flower, Woodgrain, Black, and Bronze.
- (Please state colour preference when ordering)*

SPECIFICATIONS AND OPTIONS AVAILABLE

Code WS 706F

- Length: 85 – 95cm
- Folded length: 30cm
- Weight: 340gms
- Max user weight: 127kg




Bronze, Green Paisley, Dark Blue Flower



Mauve Flower, Woodgrain, Red Paisley



WS 706F folded



WS 708W



HS 40

WOODEN CANE WALKING STICK

FEATURES

- Wooden Chestnut cane.
- Crook handle.
- Non-slip rubber tip.
- Can be cut to required length. *(Please state when ordering)*

SPECIFICATIONS AND OPTIONS AVAILABLE

Code WS 708W

- Height: 91cm maximum
- Weight: 340gms
- Max user weight: 127kg

HIKING / STROKE BALANCE STICK

FEATURES

- Lightweight aluminium tube.
- Comfy foam handgrip.
- Non-slip grey rubber tip.
- Height adjustable.

SPECIFICATIONS AND OPTIONS AVAILABLE

Code HS 40

- Height: 112 – 133cm
- Weight: 453gms



SS 61

SHOWER STOOL

FEATURES

- Steel construction.
- White polypropylene moulded non slip seat.
- Height adjustable.
- Raised handles.

SPECIFICATIONS AND OPTIONS AVAILABLE

Code SS 61

- Width between handles: 45cm
- Seat from floor: 50 – 65cm
- Seat depth: 30cm
- Weight: 3.5kg
- Max user weight: 100kg

SHOWER CHAIR

FEATURES

- Steel construction powdercoated White colour
- White polypropylene moulded seat.
- Raised arms.
- Adjustable legs with non-slip rubber feet.

SPECIFICATIONS AND OPTIONS AVAILABLE

Code SCA 19

- Height: 42 – 52cm
- Seat width: 44cm
- Max user weight: 160kg



SCA 19



CTF 63



SCW 62



SCW 62

COMMODOE TOILET FRAME

FEATURES

- Powdercoated steel construction with height adjustable legs.
- Moulded arms and seat with lid.
- Removable bowl with separate lid.
- Splashguard.
- Non slip rubber feet.

SPECIFICATIONS AND OPTIONS AVAILABLE

Code CTF 63

- Width: 58cm
- Seat from floor: 42 – 55cm
- Seat width: 45cm
- Weight: 6.5kg
- Max user weight: 110kg

SHOWER COMMODOE – WHEELED

FEATURES

- Stainless steel construction.
- Four 5" locking castors.
- Pull out anti tip foot rest.
- Drop down arm rest.
- Nylon mesh back rest.
- Removable back.
- Removable bucket.

SPECIFICATIONS AND OPTIONS AVAILABLE

Code SCW 62

- Seat width: 45cm
- Seat depth: 42cm
- Seat back: 40cm
- Weight: 12kg
- Maximum user weight: 150kg





TR 43



SM 34 / BM 33

TOILET RAILS

FEATURES

- Steel rail powdercoated White colour.
- Base plates 120mm x 60mm.
- Can be bolted to concrete floor, or screwed to wooden floor.

SPECIFICATIONS AND OPTIONS AVAILABLE

Code TR 43

- Top bend 900mm high.
- Dyna bolts or screws can be supplied (extra).

SHOWER MAT / BATH MAT

FEATURES

- Natural rubber or durable clear material suction mats.
- Suction cups hold shower/bath mats securely in place.
- Slip resistant.
- Easy to clean, square or oblong shape.
- Suitable for all showers and baths.

SPECIFICATIONS

- Size: 52 x 52cm Super Shower Mat (clear)
53 x 53cm Shower Mat (rubber)
74 x 34cm Bath Mat (rubber)
38 x 82cm Super Bath Mat (clear)

OPTIONS AVAILABLE

Code

- SSM 32** Super Shower Mat (not shown)
- SM 34** Shower Mat
- BM 33** Bath Mat
- SBM 31** Super Bath Mat (not shown)



GR 3 / GR 4 / GR 5 / GR 6



DBS 36

GRAB RAILS

FEATURES

- Steel construction powdercoated White colour.
- Stainless steel screws available.

SPECIFICATIONS

Special sizes, shapes and colours made to your requirements.
(Please state when ordering)

OPTIONS AVAILABLE

Code

- GR 3** 30cm
- GR 4** 60cm
- GR 5** 90cm
- GR 6** 100cm
- GR 45** 60 x 60cm (45°)
- GR 90** 60 x 60cm (90°)

DRY BED SHEETING

FEATURES

- 100% 70d nylon P.U. coated dri bed sheeting.
- 100% waterproof.
- Light, flexible, soft to handle.
- Easy to wash – warm wash, cold rinse, line dry (avoid bleach, deodorizing and antiseptic compounds).

SPECIFICATIONS AND OPTIONS AVAILABLE

Code DBS 36

- Width: 147cm
- Cut to length required. (Please state when ordering)



BC 12



BCA 27



BR 11



BP 24



BRSWD 76



BRSWD 76 open

BED CRADLES

(standard or adjustable)

FEATURES

- Lightweight tubular aluminium frame.
- Keeps bedding above the feet or legs over a large area.
- Cradle fits easily under the mattress on most beds.
- BCA 27 features push button adjustment.

SPECIFICATIONS AND OPTIONS AVAILABLE

Code	BC 12 (std)	BCA 27 (adj)
• Height:	46cm	47 – 63cm
• Width:	45cm	50cm
• Length:	38cm	40cm

BED RAIL

(domestic bed)

FEATURES

- Steel construction powdercoated White colour.
- Height adjustable stabilising arms can be positioned and secured with clamps and handscrews.
- Arms have provision for securing ties under mattress to hold rail firmly in place.
- Arms are positioned between mattress and base, to fit most beds.
- Stabilising arms can be folded in flat for easy storage or transportation.
- Non-slip grey rubber feet.

SPECIFICATIONS AND OPTIONS AVAILABLE

Code	BR 11
• Height:	84cm
• Width:	50cm
• Arm length:	49cm
• Weight:	4kg

BED POLE

(domestic bed)

FEATURES

- Steel construction powdercoated White colour.
- Removable pole for easy storage/transportation.
- Adjustable pole height to suit different bed heights.
- Side posts for stability with easy locking pole.
- Arms are positioned between mattress and base.
- Arms are angled to fit all beds, including slat beds.
- Non-slip grey rubber foot.

SPECIFICATIONS AND OPTIONS AVAILABLE

Code	BP 24
• Height:	84cm
• Width:	74cm
• Arm length:	60cm
• Weight:	3kg

BED RAIL – SWING OUT

(domestic bed)

FEATURES

- Steel construction powdercoated White colour.
- Height adjustable. (base height from floor)
- Fits domestic beds.
- Base fits between mattress and base of bed.
- Can be fitted with left or right swing.
- Easy lift locking system.
- Can be fitted with securing strap.

SPECIFICATIONS AND OPTIONS AVAILABLE

Code	BRSWD 76
• Height:	84cm
• Length:	50cm
• Base dimensions:	50 x 67cm
• Weight:	4kg





BRC 41



BPFE 42 folded down



BPE 29 / BPFE 42



BRSWE 49



BBR 28

BED RAIL – CLAMP ON (electric bed)

FEATURES

- Steel construction powdercoated White colour.
- Two handscrews lock rail onto side rail of electric bed.
- Fits side rail size 40 and 50mm deep, and up to 30mm wide.
- Fits hospital beds only.
- Non-slip grey rubber feet.

SPECIFICATIONS AND OPTIONS AVAILABLE

Code BRC 41

- Height: adjustable
- Width: 50cm
- Weight: 2.5kg

BED POLE – standard or folding (electric bed)

FEATURES

- Steel construction powdercoated White colour.
- Two handscrews lock pole onto side rail of electric bed.
- Adjustable clamp.
- Spring loaded locking pin allows rail to be folded down flat with the bed. (folding model only)
- 32mm pole.
- Fits side rail size 40, 50 and 70mm deep and up to 30mm wide.

SPECIFICATIONS AND OPTIONS AVAILABLE

Code	BPE 29 (std)	BPFE 42 (folding)
• Height above side rail of bed:	48cm	48cm
• Weight:	1.6kg	1.9kg

BED RAIL – SWING OUT (electric bed)

FEATURES

- Steel construction powdercoated White colour.
- 32mm pole.
- 22mm rail.
- Two handscrews lock pole onto side rail of electric bed.
- Spring loaded locking pin allows rail to be parallel with the bed, or 90° out from the bed.
- Locks in three positions.
- Fits side rail 40, 50, and 70mm deep and up to 30mm wide.

SPECIFICATIONS AND OPTIONS AVAILABLE

Code BRSWE 49

- Height above side rail of bed: 48cm
- Rail length: 50cm
- Weight: 4kg

BED BACK REST

FEATURES

- Steel construction powdercoated White colour.
- Strong Blue nylon material back. (fire retardent)
- Five positions.

SPECIFICATIONS AND OPTIONS AVAILABLE

Code BBR 28

- Back width: 61cm
- Length: 51cm
- Adjustment range: 25 – 65°
- Weight: 3kg




ES 92



UT 37



GS 91



FL 93



FLL 97

UTILITY TROLLEY

FEATURES

- Steel construction powdercoated Almond colour.
- Two Meltica trays.
- Four castors give easy manoeuvrability.
- Braked castors available. *(Please state when ordering)*

SPECIFICATIONS AND OPTIONS AVAILABLE

Code UT 37

- Width: 40cm
- Length: 60cm
- Handle height: 90cm
- Top tray height: 70cm
- Bottom tray height: 43cm
- Tray size: 60cm x 40cm
- Castors: 70mm

FOOT LIFTER

FEATURES

- Aluminium construction powdercoated White colour.
- Moulded handgrip.
- Assists in lifting foot and leg onto bed.
- Rigid aluminium stirrup, gives easy foot location.
- Long model has foam handgrip with webbing loop strap and padded bottom stirrup bar.

SPECIFICATIONS AND OPTIONS AVAILABLE

Code	FL 93 (std)	FLL 97 (long)
• Length:	72cm	82cm
• Stirrup size:	150mm (Inside)	150mm (Inside)

ESI-REACH AND GRAB STICKS

FEATURES

- Lightweight aluminium and plastic reacher.
- Comfortable handgrip.
- Squeeze trigger.

SPECIFICATIONS AND OPTIONS AVAILABLE

Code	ES 90 (std)	ES 92 (long)	GS 91 (std)
• Length:	67cm	82cm	84cm
	(Esi-Reach)	(Esi-Reach)	(Grab Stick)





tilt top with extendable base

OBTH 26



tilt top

OBTS 25



non-tilt top

OBTS 25N



optional side platform

OVERBED TABLES

FEATURES

- Steel frame powdercoated Almond colour.
- Table top has full tilt both ways and is secured with clamps and handscrews.
- Height adjustable with extendable base.
- Large Meltica table top.
- Designed to use over a bed or chair.
- Four nylon castors for easy manoeuvrability.
- Non-tilt top and side platforms available.
- Three table sizes available.
- Tables easily dismantled for easy storage/transportation.

SPECIFICATIONS

OBTH 26 / OBTH 26N – Large

- Top size: 70 x 50cm
- Side platform: 50 x 20cm (optional extra)
- Height: 67 – 100cm
- Base depth: 44cm
- Base width: 61 – 86cm
- Base height: 93mm
- Castors: 50mm twin wheel
- Weight: 9kg

OBTS 25 / OBTS 25N – Small

- Top size: 60 x 40cm
- Side platform: 40 x 20cm (optional extra)
- Height: 67 – 100cm
- Base size: 53 x 38cm

- Base height: 86mm
 - Castors: 50mm twin wheel
 - Weight: 8kg
- OBTH 26 – Hospital**
- Top size: 90 x 50cm
 - Side platform: 50 x 20cm (optional extra)
 - Height: 77 – 110cm
 - Base depth: 44cm
 - Base width: 61 – 86cm
 - Base height: 93mm
 - Castors: 50mm twin wheel
 - Weight: 10kg

OPTIONS AVAILABLE

Code

- | | |
|-----------------|------------------------|
| OBTH 26 | Large, tilt top |
| OBTH 26N | Large, non-tilt top |
| OBTS 25 | Small, tilt top |
| OBTS 25N | Small, non-tilt top |
| OBTH 26 | Hospital overbed table |



OBRL 87



OBRS 86



OBRL 87

OVERBED READERS

FEATURES

- Steel construction powdercoated Almond colour.
- Height adjustable with extendable base.
- Large clear Perspex tilt top with lip on both sides.
- Tilt is locked with clamp and handscrew.
- Screen will tilt both ways up to 45°.
- Screen fits 17" Lap Top Computer.
- Four braked nylon castors give easy manoeuvrability.

SPECIFICATIONS AND OPTIONS AVAILABLE

Code OBRL 87 – Large

- Screen size: 60 x 60cm
- Base depth: 55cm
- Base width: 61 – 86cm
- Base height: 93mm
- Height adjustable: 115 – 148cm
- Castors: 50mm twin wheel braked
- Weight: 10kg



OBRL 87 kitset



OBRS 86 kitset

Code OBRS 86 – Small

- Screen size: 30 x 50cm
- Base size: 36 x 53cm
- Base height: 86mm
- Height adjustable: 120 – 160cm
- Castors: 50mm twin wheel braked
- Weight: 5kg



MBE 95



T 500



TAB 16



walker with tray



BSKT 88

AF 1107C with basket and tray combo



BSK 98



BSK 99

MOBI-EASE (SWIVEL SEAT)

FEATURES

- Has two layers of material.
- Bottom layer has a non slip grip underside to hold onto the seat.
- Top layer has a Maroon colour fabric surface to sit on.
- Both inner surfaces are of a nylon fabric which allows easy rotation out of a seat.
- Can be used on any seat – car or home.
- No more twisting to get out of seat.
- Has own carry bag and can be taken from seat to seat.

SEAT BELTS MUST BE USED WHEN USING THE MOBI-EASE SWIVEL SEAT IN THE CAR.

SPECIFICATIONS AND OPTIONS AVAILABLE

Code MBE 95

- Seat size: 42 x 42cm

TRANSFER ASSIST BELTS

FEATURES

- Heavy duty webbing belt, with nylon buckle.
- Three handle holds.

OPTIONS AVAILABLE

Code	TAB 16 (long)	TAB 16S (short)
• Length:	70 – 130cm (Red)	60 – 120cm (Blue)

TRAYS

FEATURES

- Plastic tray with rounded lip.
- Bracket attached to walking frame by one handscrew.
- Tray is attached to bracket, using velcro strips, for easy removal for cleaning.
- Easy to remove when tray is not required.

SPECIFICATIONS

- Tray size: 36 x 29cm

OPTIONS AVAILABLE

Code	
T 200	Fits S200 series walker
T 500	Fits most other walkers

BASKET AND TRAY COMBINATION

FEATURES

- Plastic coated wire basket Silver colour.
- Plastic tray swings up.
- Fits – Aluminium Folding Walkers. (AF 1100 series)
 - Rover Walkers. (R 1400 series)
 - Junior Rover Walkers. (R 100 series)

SPECIFICATIONS AND OPTIONS AVAILABLE

Code BSKT 88	Basket	Tray
• Basket	Width: 39cm Height: 16cm Depth: 16cm	Width: 40cm Depth: 23cm Lip: 1cm

BASKETS

FEATURES

- Plastic coated wire basket Silver and White colours.
- Attaches to most walking frames.

SPECIFICATIONS

- Small: Fits Tiny Tot Walker only. (35 x 11 x 17cm)
- Large: Fits most other walkers. (39 x 19 x 18cm)

OPTIONS AVAILABLE

Code	
BSK 98	Small (Tiny Tot frame only)
BSK 99	Large (fits S200, F300 series walkers)
BSKRW 99	Large (fits Rehab Forearm Walker)
BSKEFR 99	Large (fits Easy Fold Rehab Forearm Walker)
BSKGFR 99	Large (fits Giant Rehab Forearm Walker)



WS 44



CASTORS



GBH 23

WRIST SUPPORT

FEATURES

- Helps stop wrist rotation.
- Padded bar.
- Attaches to most walking frames.

SPECIFICATIONS AND OPTIONS AVAILABLE

Code WS 44

- Length: 13cm

GAS BOTTLE HOLDERS

Walking Frames and Mobility Scooters

FEATURES

- Steel holder Zinc coated. (walker)
- Steel holder Zinc powdercoated Black colour. (scooter)
- Adjustable top and bottom hooks can fit a range of walking frames.
- Webbing strap with velcro used to attach gas bottle to frame.
- Moulded handgrip.
- Scooter model has adjustable bottle locator.


SPECIFICATIONS AND OPTIONS AVAILABLE

Code GBH 23

- Height: 60cm
- Hook adjustment range: 28 – 50cm

Code GBHS 64

- Mounting tube: 25mm square



WHEELS



GBHS 64

CASTORS

SPECIFICATIONS AND OPTIONS AVAILABLE

Code

Type B	80mm	Twin wheel (not shown)
Type D	50mm	Twin wheel
Type E	80mm	Castor
Type O	100mm	Castor
Type T	125mm	Castor
Type I	150mm	Castor

Please state castor type and tube size for mounting when ordering.

WHEELS

SPECIFICATIONS AND OPTIONS AVAILABLE

Code

Type R	125mm	Grey rubber wheel
Type Q	150mm	Grey rubber wheel
Type X	200mm	Grey rubber wheel spoked
Type U	200mm	Grey urethane wheel

Type Z	150mm	Wheel – white (plastic)
Type P	125mm	Wheel – white (plastic)

Please state size when ordering.

Other wheel type and sizes available on request.

WHEELCHAIR TYRES AND TUBES

SPECIFICATIONS AND OPTIONS AVAILABLE

Code

Type V	12 1/2" x 2 1/4"	Transit (not shown)
Type Y	24" x 1 3/8"	Self Propel (not shown)

Please state size when ordering.

Other wheel type and sizes available on request.



GLIDE FEET



RUBBER FEET



HANDGRIPS



SHERPA TIPS

GLIDE FEET

A range of Glide Feet are available to fit different tube sizes.

FEATURES

- Wear resistant material.
- Add 'G' to code numbers when ordering walkers with glide feet to be fitted, or state outside tube size when ordering individually.
- Sold as pairs.

SPECIFICATIONS AND OPTIONS AVAILABLE

Code

Type G	19mm (not shown)
Type G	22mm
Type G	25mm
Type G	28mm

Please state size when ordering.

HANDGRIPS

SPECIFICATIONS AND OPTIONS AVAILABLE

Code

Type M	Moulded plastic grips (Paediatric equipment) Size: 19mm
Type J	Moulded plastic grips Size: 19mm and 22mm
Type K	Moulded black rubber grips Size: 19mm and 22mm
Type A	Soft black rubber grips Size: 22mm only
Type N	Comfy handle grips – left and right hand pairs Size: 22mm
Type L	Straight foam tube grips Size: 22mm

Please state grip type and tube size when ordering.

RUBBER FEET

A range of Rubber Feet are available to fit different tube sizes.

SPECIFICATIONS AND OPTIONS AVAILABLE

Code

Type F	16mm
Type F	19mm
Type F	22mm
Type F	25mm
Type F	28mm (not shown)
Type H	16mm
Type H	19mm
Type H	22mm
Type H	25mm

Please state type and size when ordering.

SHERPA TIPS

A range of Sherpa Tips are available to fit different tube sizes.

SPECIFICATIONS AND OPTIONS AVAILABLE

Code

Type S	16mm
Type S	19mm
Type S	22mm – Small
Type S	22mm – Large
Type S	25mm

Please state type and size when ordering.



DCT 15

MULTI USE STAND

FEATURES

- Steel frame powdercoated Black colour.
- Five castor base.
- Adjustable height locked with lockscrew.
- Can be made with various top plates to fit customer requirements – ie. Breast Pumps, Nebulisers etc.
- Includes basket.

SPECIFICATIONS AND OPTIONS AVAILABLE

Code MUS 14

- Height: 76cm – 1m
- Weight: 3.5kg

DRUGS CHART TABLE

FEATURES

- Steel construction powdercoated Almond colour.
- Top tilts for easy storage.
- Clamp and handscrew to secure top.
- Disposable kidney bowl holder on side of table. (kidney bowl not supplied)
- Five castor base.

SPECIFICATIONS AND OPTIONS AVAILABLE

Code DCT15

- Height: 90cm
- Top width: 30 x 63cm
- Weight: 8kg (approx)



MUS 14



PBS 18 (Small container)



DCT 15 tilted



PBS 18 (Large container)

PORTABLE ARM STAND

FEATURES

- Steel construction powdercoated Grey colour.
- Height adjustable.
- Padded trough covered with vinyl.
- Trough tilts both ways.
- Clamp adjustment for height and tilt.
- Five castor base.
- Brackets for large or small sharps containers available. (sharps containers not supplied)

Please state size when ordering.

Other configurations made to order.

SPECIFICATIONS AND OPTIONS AVAILABLE

Code PBS 18

- Adjustable height (centre of trough): 73 – 130cm
- Trough length: 45cm
- Base: 60cm
- Weight: 5kg



INDEX

A

Aluminium walking frames – adult	2, 3, 5
– paediatric	18
Aluminium walking sticks – adult	21
– paediatric	18
Assist belts	29
Axilla crutches	20

B

Back rest – bed	25
Back stretcher (Back Eze)	11
Balance stick	21
Bariatric Equipment – walkers	8, 9
– gutter crutches	20
Baskets	29
Bath mat	23
Bath rails	23
Bath stools	22
Bed cradles – standard, adjustable	24
Bed poles – standard, electric beds, folding	24
Bed rails	24, 25
Bed tables	27
Belt – lifting	29
Blood stand	32
Breast pump stand	32

C

Carriers – wheelchairs	13
Castors	30
Chair – shower	22
Chart table	32
Children's equipment	14, 15, 16, 17, 18, 19, 20
Comfy handle elbow crutches	19
Commodes – toilet, shower	22
Covers – forearm	10
Covers – wheelchair	13
Cradle – bed	24
Crutches – elbow, aluminium	19
– gutter crutches	20
Crutch tips	31

D

Drugs chart table	32
Dry bed sheeting	23

E

Elbow crutches – adult paediatric	19
Esi reach sticks	26

F

Feet – rubber, glide	31
Folding – back rest	25
– bed rail	25
– forearm walkers	1, 4, 6, 7, 8, 9, 15, 16, 17
– hip spica pram	14
– triwalker	4
– walkers – adult	1, 2, 3, 4, 5, 6, 7, 8, 9
– paediatric	16, 17, 18
– walking sticks – adult	21
– paediatric	18
Foot Lifter	26
Forearm – covers	8
– crutches	20
– walkers	1, 4, 6, 7, 8, 9, 15, 16, 17

G

Gas bottle holder	30
Glide feet	31
Grab rails	23
Grab stick	26
Grips	31
Gutter crutches – standard, bariatric	20
Gutter frames – adult	1, 4, 6, 7, 8, 9
– paediatric	15, 16, 17

H

Handgrips	31
Hand rails	23
Hiking stick	21
Hip spica pram	14

I J K

Kowsky crutches	19
Knee walker	10

L

Lifting belts	29
---------------	----

M

Mats – bath, shower	23
Mattress protector sheeting	23
Mobi-Ease (swivel seat)	29
Multi use stand – breast pump, nebulisers	32

N

Non-slip matting – bath, shower	23
---------------------------------	----

O

Overbed reader	28
Overbed tables	27
Oxygen bottle holder	30

P

Paediatric equipment – crutches	19
– hip spica pram	15
– quadrupeds	18
– walkers	14, 15, 16, 17, 18, 19
– walking stick	18
– wheelchair	14
Phlebotomy stand	32
Pole – bed, electric beds	24
Portable arm stand	32
Posterior walker – adult	4
– junior	15
Pram handle (paediatric walkers)	16, 17
Pram – hip spica	14
Pulpit tops	1, 6, 7, 8, 9, 16, 17

Q

Quadrupeds – adult	20
– junior (paediatric)	18

R

Rails – bed	24, 25
– grab, shower, bath, toilet	23
Reachers	26
Reader stands	28
Rehab walkers	6, 7, 8, 9
Rubber feet	31

S

Sheeting – waterproof	23
Sherpa tips	31
Shower – chair, commode, mat, rail, stool	22, 23
Sticks	18, 21
Stools	22
Stroke balance stick	21
Swivel seat (Mobi-Ease)	29

T

Tables – drugs chart	32
– overbed	27
Tips	31
Toilet frame	22
Toilet rail	23
Transfer assist belts	29
Trays – walking frames	29
Tripods – adult	20
– junior (paediatric)	18
Triwalker	4
Trolleys – utility	26

U V

Underarm axilla crutches (adult, paediatric)	20
Utility trolley	26

W

Walker – knee	10
Walking frames – folding (adult)	1, 2, 3, 4
– forearm (standard & folding)	1, 4, 6, 7, 8, 9
– non-folding	5
– paediatric	15, 16, 17, 18
– rehab	6, 7, 8, 9
Walking sticks – adult	21
– paediatric	18
Wheelchair – carrier	13
– cover	13
– tyres & tubes	31
Wheelchairs – adult	12
– paediatric	14
Wheels	30
Wrist support	30

Brook Street | PO Box 2435 | Tauranga 3140 | New Zealand
Phone/Fax 07 578 4874 | Freephone 0800 757 588
info@tubularequipment.co.nz | www.tubularequipment.co.nz

